



ISO: 9001:2008

SPS International Ltd.

(Where delivering quality is way of life)

CIN No. L74140HR1993PLC031900



A-111&112, 1st Floor, DDA Sheds,
Okhla Industrial Area, Phase-II, New Delhi-110020
Tel. : (91-11) 4719 0190 Telefax : (91-11) 4719 0150
Website : www.spsintl.co.in

Designers, Printers & Suppliers for OMR/ICR forms,
MCQ Answer Sheets, Examination Answer Booklets,
Confidential and Other Stationery and Total Solution
providers for scanning and processing of result.

SPS/SKJ/2017-2018/A-38

Dated, 20th July 2017

To
Department of Listing Compliance,
BSE Limited
P.J. Towers
Dalal Street, Mumbai - 400 001

Dear Sir,

Sub : Revised Financial Results for the year ended 31/3/2017

With reference to your email dated 10th July 2017 regarding discrepancies in Financial Result of the company for the year ended 31/3/2017.

We hereby enclosed the revised financial results under Regulation 33 of the SEBI (LODR) Regulations 2015.

This is for your information and records.

**Thanking you
Yours faithfully
For SPS INTERNATIONAL LIMITED**

(Authorised Signatory)



Encl : As above



SPS International Ltd.

(Where delivering quality is way of life)

CIN No. L74140HR1993PLC031900



A-111&112, 1st Floor, DDA Sheds,
Okhla Industrial Area, Phase-II, New Delhi-110020
Tel. : (91-11) 4719 0190 Telefax : (91-11) 4719 0150
Website : www.spsintl.co.in

Designers, Printers & Suppliers for OMR/ICR forms,
MCQ Answer Sheets, Examination Answer Booklets,
Confidential and Other Stationery and Total Solution
providers for scanning and processing of result.

SPS INTERNATIONAL LIMITED

Regd. Office : 402, Sector-21C, Faridabad-121001

Corporate Office : A-111&112, DDA Sheds, 1st Floor, Okhla Industrial Area, Phase-II, New Delhi-110020

STANDALONE AUDITED FINANCIAL RESULTS FOR THE YEAR ENDED ON 31/03/2017

(Rs. in Lakh)

Sl. No	PARTICULARS	3 Months ended (31/03/2017)	Preceding 3 months ended (31/12/2016)	Corresponding 3 Months ended (31/03/2016) in the previous year	Year to date figures for current period ended (31/03/2017)	Year to date figures for the previous year ended (31/03/2016)
(Refer Notes Below)		Audited	Unaudited	Audited	Audited	Audited
PART - I						
1	Income from Operations :					
(a)	Net Sales/ Income from operations (Net of excise duty)	350.14	254.40	367.85	1113.11	1125.66
(b)	Other Income	9.11	0.00	3.11	9.11	3.11
	Total Income from Operations (net) :	359.25	254.40	370.96	1122.22	1128.77
2	Expenses :					
(a)	Cost of material Consumed	201.66	96.19	159.34	537.40	589.79
(b)	Purchase of stock-in-trade	(42.85)	14.98	11.07	14.82	44.82
(c)	Changes in inventories of finished goods, work-in-progress and stock-in-trade	10.77	25.78	67.24	15.76	41.68
(d)	Employee benefits expense	71.60	39.00	40.36	168.24	124.46
(e)	Depreciation and amortisation expense	15.78	11.70	11.99	51.44	47.99
f)	Finance cost	1.88	1.60	7.14	8.42	15.87
g)	Other expenses	116.31	59.90	68.34	311.41	239.15
	Total Expenses :	375.15	249.16	365.48	1107.49	1103.77
3	Profit/ (Loss) from operations before exceptional Items (1-2)	(15.91)	5.24	5.48	14.73	25.00



(Contd...2/-)

4	Exceptional Items	0.00	0.00	0.00	0.00	0.00
5	Profit(+)/ Loss(-) from Ordinary Activities before tax (3+4)	(15.91)	5.24	5.48	14.73	25.00
6	Tax expense	(2.66)	1.57	0.00	6.53	5.68
7	Net Profit(+)/ Loss(-) from Ordinary Activities after tax (5-6)	(13.25)	3.67	5.48	8.20	19.32
8	Extraordinary Item (net of tax expense Rs. Nil)	0.00	0.00	0.00	0.00	0.00
9	Net profit(+)/ Loss(-) for the period (7-8)	(13.25)	3.67	5.48	8.20	19.32
10	Share of profit/(loss) of associates	0.00	0.00	0.00	0.00	0.00
11	Minority interest	0.00	0.00	0.00	0.00	0.00
12	Net Profit/(loss) after tax, minority interest and share of profit/(loss of associates (9+10+11))	(13.25)	3.67	5.48	8.20	19.32
13	Paid-up equity shares capital (Face value of the share shall be indicated)	322.59	322.59	322.59	322.59	322.59
	Face value	10.00	10.00	10.00	10.00	10.00
14	Reserves excluding revaluation reserves as per balance sheet of previous accounting year	0.00	0.00	0.00	202.19	203.64
15	i. Earnings Per Share (before extraordinary items) (of Rs. Nil) not annualised)					
	a) Basic	(0.41)	0.11	0.17	0.25	0.60
	b) Diluted	(0.41)	0.11	0.17	0.25	0.60
	ii. Earnings Per Share (after extraordinary items) (of Rs. Nil) not annualised)					
	a) Basic	(0.41)	0.11	0.17	0.25	0.60
	b) Diluted	(0.41)	0.11	0.17	0.25	0.60

Notes :

- The above results have been reviewed by the Audit Committee and taken on record by the Board of Directors of the company in its meeting held on 30th May 2017.
- The figures of the quarter ended on 31.3.2017 are the balancing figures between the audited figures in respect of full financial year ended on 31.3.2017 and the published year to year date figures up to the 3rd quarter of the current financial year.
- No investor complaint was pending at the beginning and end of the quarter. No complaint was received from any investor during the quarter.
- Provision for Income tax has been made taking into consideration the current prevailing provisions of the law up to date.
- Figures for the previous quarter/year have been re-grouped/re-arranged, wherever necessary.
- There is only one segment for the products of the company.

Place : New Delhi
Dated: 30-05-2017



For SPS International Limited


S.K. Jain

Chairman and Managing Director



Annexure VII

When an Unmodified Opinion is expressed on the Quarterly financial results (for companies other than banks)

Auditor's Report on Quarterly Financial Results and Year to Date Results of the Company Pursuant to the Regulation 33 of the SEBI (Listing Obligations and Disclosure Requirements) Regulations, 2015

To

Board of Directors of SPS International Limited

We have audited the quarterly financial results of SPS International Limited for the quarter ended **31st March 2017** and the year to date results for the period **1th April, 2016 to 31st March, 2017**, attached herewith, being submitted by the company pursuant to the requirement of Regulation 33 of the SEBI (Listing Obligations and Disclosure Requirements) Regulations, 2015. These quarterly financial results as well as the year to date financial results have been prepared on the basis of the interim financial statements, which are the responsibility of the company's management. Our responsibility is to express an opinion on these financial results based on our audit of such interim financial statements, which have been prepared in accordance with the recognition and measurement principles laid down in Accounting Standard for Interim Financial Reporting (AS 25 / Ind AS 34), prescribed, under Section 133 of the Companies Act, 2013 read with relevant rules issued thereunder; or by the Institute of Chartered Accountants of India, as applicable and other accounting principles generally accepted in India.


We conducted our audit in accordance with the auditing standards generally accepted in India. Those standards require that we plan and perform the audit to obtain reasonable assurance about whether the financial results are free of material misstatement(s). An audit includes examining, on a test basis, evidence supporting the amounts disclosed as financial results. An audit also includes assessing the accounting principles used and significant estimates made by management. We believe that our audit provides a reasonable basis for our opinion.

In our opinion and to the best of our information and according to the explanations given to us these quarterly financial results as well as the year to date results:

- (i) are presented in accordance with the requirements of Regulation 33 of the SEBI (Listing Obligations and Disclosure Requirements) Regulations, 2015 in this regard; and
- (ii) give a true and fair view of the net profit and other financial information for the quarter ended **31st March, 2017** as well as the year to date results for the period from **1th April, 2016 to 31st March, 2017**.

For Sudhir Chaudhary & Associates
Chartered Accountants

Sudhir Chaudhary
(Partner)
M.No. 091302
FRN No. 015222N



Place: Faridabad
Date: 30.05.2017



SPS International Ltd.

(Where delivering quality is way of life)





CIN No. L74140HR1993PLC031900



A-111&112, 1st Floor, DDA Sheds,
Okhla Industrial Area, Phase-II, New Delhi-110020
Tel. : (91-11) 4719 0190 Telefax : (91-11) 4719 0150
Website : www.spsintl.co.in

Designers, Printers & Suppliers for OMR/ICR forms,
MCQ Answer Sheets, Examination Answer Booklets,
Confidential and Other Stationery and Total Solution
providers for scanning and processing of result.

FORM A
(for audit report with unmodified opinion)

1.	Name of the Company:	SPS International Ltd
2.	Annual financial statements for the year ended	31st March 2017
3.	Type of Audit observation	Unmodified
4.	Frequency of observation	Whether appeared first time/ repetitive/ since how long. - NA
<p>For SPS International Ltd</p> <p> Surendra Kumar Jain CEO/ Managing Director</p> <p> Rajesh Arora CFO</p> <p> Shreyans Kumar Patni Audit Committee Chairman</p> <p> Sudhir Chaudhary Chartered Accountant M.No. 091302</p>		

SPS INTERNATIONAL LIMITED

Clause 41 of the Listing Agreement for Companies

S. No	Standalone Statement of Assets and Liabilities	As at 31st March 2017	As at 31st March 2016
A	EQUITY AND LIABILITIES		
1	Shareholders' funds		
	(a) Share Capital	32,259,000	32,259,000
	(b) Reserves and surplus	20,219,847	20,363,747
	(c) Money received against share warrants	-	-
	Sub total - Shareholders' funds	52,478,847	52,622,747
2	Share Application money pending allotment	-	-
3	Minority Interest	-	-
4	Non-current Liabilities		
	(a) Long-term borrowings	212,370	232,064
	(b) Deferred tax liabilities (net)	-	-
	(c) Other long-term liabilities	-	-
	(d) Long-term provisions	-	-
	Sub total - Non-current liabilities	212,370	232,064
5	Current liabilities		
	(a) Short term borrowings	1,781,416	6,304,021
	(b) Trade payables	25,922,432	24,248,626
	(c) Other current liabilities	1,593,710	2,614,930
	(d) Short term provisions	4,429,533	3,420,998
	Sub total - Current liabilities	33,727,091	36,588,575
	TOTAL - EQUITY AND LIABILITIES	86,418,308	89,443,386
B	ASSETS		
1	Non-current assets		
	(a) Fixed assets	20,342,186	24,783,000
	(b) Goodwill on consolidation	-	-
	(c) Non-current investments	-	-
	(d) Deferred tax assets (net)	(1,793,778)	(2,204,779)
	(e) Long term loans and advances	3,125,652	5,523,702
	(f) Other non-current assets	2,300,000	2,760,000
	Sub total - Non-Current Assets	23,974,060	30,861,923
2	Current Assets		
	(a) Current Investments	-	-
	(b) Inventories	10,197,730	12,738,179
	(c) Trade receivables	39,282,891	31,667,269
	(d) Cash and cash equivalents	2,308,178	3,957,694
	(e) Short-term loans and advances	10,655,449	10,218,321
	(f) other current assets	-	-
	Sub total - Current Assets	62,444,248	58,581,463
	TOTAL ASSETS	86,418,308	89,443,386




S. K. JAIN
 (Chairman and Managing Director)