



ISO:9001:2008
ISO:14001:2004

SPS International Ltd.

(Where delivering quality is way of life)



- Designers, Printers & Suppliers for OMR/ICR forms, Examination Answer Booklets, Confidential and Other Stationery and Total Solution providers for scanning and processing.
- Authorised distributors and Service Centre of Scantron USA for OMR/ICR Scanners and spare parts.

A-111&112, 1st Floor, DDA Sheds, Okhla Industrial Area,
Phase-II, New Delhi-110020
Tel. : (91-11) 2638 3458, 4719 0190
Telefax : (91-11) 4719 0150 Website : www.spsintl.co.in

SPS INTERNATIONAL LIMITED

Regd. Office : 402, Sector-21C, Faridabad-121001

Corporate Office : A-111-112, DDA Sheds, Okhla Industrial Area, Phase-II, New Delhi-110020

FINANCIAL RESULTS (UNAUDITED) FOR THE QUARTER ENDED ON 30/9/2014

(Rs. in Lac)

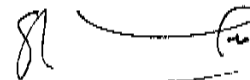
Sl. No	PARTICULARS	Quarter ended			Half year ended		Year
		30/9/2014 (Unaudited)	30/9/2013 (Unaudited)	30/6/2014 (Unaudited)	30/9/2014 (Unaudited)	30/9/2013 (Unaudited)	31/3/2014 (Audited)
	(1)	(2)	(3)	(4)	(5)	(6)	(7)
Part-I							
1	(a) Net Sales/ Income from operations	403.38	302.16	422.74	826.12	724.90	1674.46
	TOTAL (A)	403.38	302.16	422.74	826.12	724.90	1674.46
2	Total Expenditure :						
	(a) (Increase)/Decrease in stock in trade and work in progress	10.13	(170.59)	(79.19)	(69.06)	(249.78)	(38.61)
	(b) Consumption of raw materials	204.23	141.39	165.77	370.00	307.16	868.62
	(c) Purchase of traded goods	23.59	177.58	171.97	195.56	349.55	259.40
	(d) Employees cost	54.34	40.96	44.21	98.55	85.17	175.58
	(e) Depreciation	12.34	15.40	11.98	24.32	27.38	88.62
	(f) Other expenditure	79.29	67.61	69.75	149.04	137.36	276.14
	TOTAL (B)	383.92	272.35	384.49	768.41	656.84	1629.75
3	Profit from Operations before Other Income, Interest & Exceptional Items(1-2)	19.46	29.81	38.25	57.71	68.06	44.71
4	Other Income	0.54	3.05	0.17	0.71	3.22	15.25
5	Profit before Interest & Exceptional Items (3 +4)	20.00	32.86	38.42	58.42	71.28	59.96
6	Interest	2.23	2.47	3.83	6.06	6.30	13.81
7	Profit after interest but before Exceptional Items (5-6)	17.77	30.39	34.59	52.36	64.98	46.15
8	Exceptional Items	0.00	0.00	0.00	0.00	0.00	0.00
9	Profit(+)/ Loss(-) from Ordinary Activities before tax (7+8)	17.77	30.39	34.59	52.36	64.98	46.15
10	Tax expense	5.49	9.40	10.68	16.17	20.08	9.42
11	Net Profit(+)/ Loss(-)from Ordinary Activities after tax(9-10)	12.28	20.99	23.91	36.19	44.90	36.73
12	Extraordinary Item	0.00	0.69	0.00	0.00	0.69	0.00
13	Net profit(+)/ Loss(-) for the period	12.28	20.30	23.91	36.19	44.21	36.73

(Contd...2/-)

SPS International Ltd.:

14	Share of profit/(loss) of associates	0.00	0.00	0.00	0.00	0.00	0.00
15	Minority interest	0.00	0.00	0.00	0.00	0.00	0.00
16	Net Profit/(loss) after tax, minority interest and share of profit/(loss of associates (13+14+15))	12.28	20.30	23.91	36.19	44.21	36.73
17	Paid-up equity shares capital (Face value of the share shall be indicated) Rs. 10/- each per share	322.59	322.59	322.59	322.59	322.59	322.59
18	Reserves excluding revaluation reserves as per balance sheet of previous accounting year	0.00	0.00	0.00	0.00	0.00	0.00
19	Earnings Per Share (EPS)						
(a)	Basic and diluted EPS before Extra- ordinary items for the period, for the year to date and for the previous year (not to be annualized)	0.38	0.65	0.74	1.12	1.39	1.14
(b)	Basic and diluted EPS after Extra- ordinary items for the period, for the year to date and for the previous year (not to be annualized)	0.38	0.63	0.74	1.12	1.37	1.14
Part-II							
A	PARTICULARS OF SHAREHOLDING						
1	Public Shareholding						
	No. of shares	1853320	1853920	1853320	1853320	1853920	1853320
	Percentage of shareholding	57.45	57.47	57.45	57.45	57.47	57.45
2	Promoters and promoter group shareholding						
a)	Pledged/Encumbered	0	0	0.00	0	0	0.00
	- Number of shares	0	0	0.00	0	0	0.00
	- Percentage of shares (as a % of the total shareholding of promoter and promoter group)	0	0	0.00	0	0	0.00
	- Percentage of shares (as a% of the total share capital of the company)	0	0	0.00	0	0	0.00
b)	Non-encumbered						
	- Number of Shares	1372580	1371980	1372580	1372580	1371980	1372580
	- Percentage of shares (as a % of the total share capital of the company)	42.55	42.53	42.55	42.55	42.53	42.55
Particulars		3 months ended 30/09/2014					
B	INVESTOR COMPLAINTS						
	Pending at the beginning of the quarter					0.00	
	Received during the quarter					0.00	
	Disposed of during the quarter					0.00	
	Remaining unresolved at the end of the quarter					0.00	

(Contd...3/-)



SPS International Ltd.

:: 3 ::

Notes :

- 1 The above results have been reviewed by the Audit Committee and taken on record by the Board of Directors of the company in its meeting held on 14th November 2014
- 2 Limited review of the above results has been carried out by the Auditors.
- 3 No investor complaint was pending at the beginning and end of the quarter. No complaint was received from any investor during the quarter.
- 4 Provision for Income tax has been made taking into consideration the current prevailing provisions of the law up to date.
- 5 The figures of last quarter are the balancing figures between audited figures in respect of the full financial year and the published year to date figures upto the third quarter of the current financial year.
- 6 Figures for the previous quarter/year have been re-grouped/re-arranged, wherever necessary.
- 7 There is only one segment for the products of the company.

For SPS International Limited

Sd/-
S.K. Jain

Chairman and Managing Director

Place : New Delhi
Dated : 14th November 2014



SUDHIR CHAUDHARY & ASSOCIATES

CHARTERED ACCOUNTANTS

Office : 205, Om Shubham Tower,

Neelam-Bata Road, Faridabad-121001

Phone : 0129-4004429, 4038429, 4039429,

Fax : 0129-4004428

Email : c.sudhir68@gmail.com, scaff8@gmail.com

Sudhir Chaudhary
B.com FCA DISA


The Board of Directors
SPS International Limited
A-111 & 112, DDA Sheds
Okhla Industrial Area,
Phase-II,
New Delhi-110020.

We have reviewed the accompanying statement of unaudited Financial Results of **M/s SPS International Limited, A-111 & 112, DDA Sheds, Okhla Industrial Area, Phase-II, New Delhi-110020, for the Quarter ended on 30.09.2014.** This statement is the responsibility of the company's management *and has been approved by the Board of Directors.* Our responsibility is to issue a report on these financial statements based on our review.


We conducted our review in accordance with the standard on Review Engagement (SRE) 2400, Engagements to Review Financial Statements issued by the Institute of Chartered Accountants of India. This Standard requires that we plan and perform the review to obtain moderate assurance as to whether the financial statements are free of material misstatement. A review is limited primarily to inquiries of company personnel and analytical procedures applied to financial data and thus provide less assurance than an audit. We have not performed an audit and accordingly, we do not express an audit opinion.

Based on our review conducted as above, nothing has come to our attention that causes us to believe that the accompanying statement of unaudited financial results *prepared in accordance with accounting standards and other recognized accounting practices and policies* has not disclosed the information required to be disclosed in terms of clause 41 of the listing agreement including the manner in which it is to be disclosed, or that it contains any material misstatement.

For **SUDHIR CHAUDHARY & ASSOCIATES**
CHARTERED ACCOUNTANTS


YATIN KUMAR (PARTNER)
M. No. 532476
Fr. No. 015222N


PLACE: FARIDABAD
DATE : 14th November, 2014



SPS International Ltd.

INTERNATIONAL LIMITED
Clause 41 of the Listing Agreement for Companies

S. No	Standalone/ Consolidated Statement of Assets and Liabilities	As at (Current half year end) 30-09-2014	As at (Previous half year end) 30-09-2013	As at (Previous year end) 31-03-2014
A	EQUITY AND LIABILITIES			
1	Shareholders' funds			
	(a) ShareCapital	3,22,59,000.00	3,22,59,000.00	3,22,59,000.00
	(b) Reserves and surplus	2,07,99,051.00	1,68,95,430.00	1,69,92,250.00
	(c) Money received against share warrants	0	0	0
	Sub total - Shareholders' funds	5,30,58,051.00	4,91,54,430.00	4,92,51,250.00
2	Share Application money pending allotment	0	0	0
3	Minority Interest	0	0	0
4	Non-current Liabilities			
	(a) Long-term borrowings	9,99,113.00	23,52,000.00	1,63,69,685.00
	(b) Deferred tax liabilities (net)	9,53,577.00	5,48,304.00	15,01,880.00
	(c) Other long-term liabilities	0	0.00	0.00
	(d) Long-term provisions	0	0.00	0.00
	Sub total - Non-current liabilities	19,52,690.00	29,00,304.00	1,78,71,565.00
5	Current liabilities			
	(a) Short term borrowings	57,50,030.00	1,23,04,034.00	0.00
	(b) Trade payables	3,23,44,479.00	3,75,87,944.00	3,78,73,867.00
	(c) Other current liabilities	96,80,183.00	20,99,896.00	45,28,900.00
	(d) Short term provisions	19,09,009.00	20,69,230.00	12,45,380.00
	Sub total - Current liabilities	4,96,83,701.00	5,40,61,104.00	4,36,48,147.00
	TOTAL - EQUITY AND LIABILITIES	10,46,94,442.00	10,61,15,838.00	11,07,70,962.00
B	ASSETS			
1	Non-current assets			
	(a) Fixed assets	2,16,78,048.00	2,76,69,383.00	3,55,82,305.00
	(b) Goodwill on consolidation	0.00	0.00	0.00
	(c) Non-current investments	0.00	0.00	0.00
	(d) Deferred tax assets (net)	0.00	0.00	3,21,117.00
	(e) Long term loans and advances	63,55,642.00	69,96,554.00	70,01,291.00
	(f) Other non-current assets	27,60,000.00	54,84,500.00	27,60,000.00
	Sub total - Non-Current Assets	3,07,93,690.00	4,01,50,437.00	4,56,64,713.00
2	Current Assets			
	(a) Current Investments	0.00	0.00	0.00
	(v) Inventories	2,57,50,587.00	2,69,65,084.00	1,76,54,872.00
	(c) Trade receivables	3,44,30,572.00	3,20,61,124.00	3,50,50,319.00
	(d) Cash and cash equivalents	53,53,399.00	10,81,990.00	50,41,467.00
	(e) Short-term loans and advances	83,66,194.00	56,38,599.00	67,82,710.00
	(f) other current assets	-	2,18,604.00	5,76,881.00
	Sub total - Current Assets	7,39,00,752.00	6,59,65,401.00	6,51,06,249.00
	TOTAL ASSETS	10,46,94,442.00	10,61,15,838.00	11,07,70,962.00



S. K. JAIN

(Chairman and Managing Director)